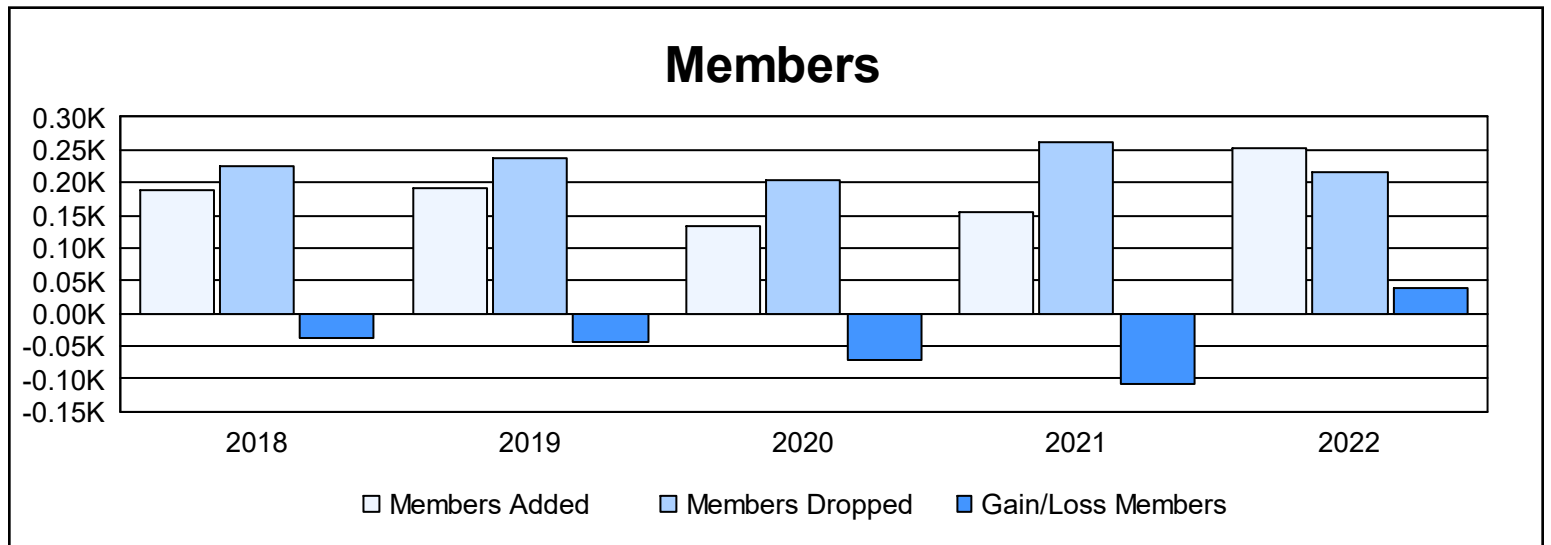
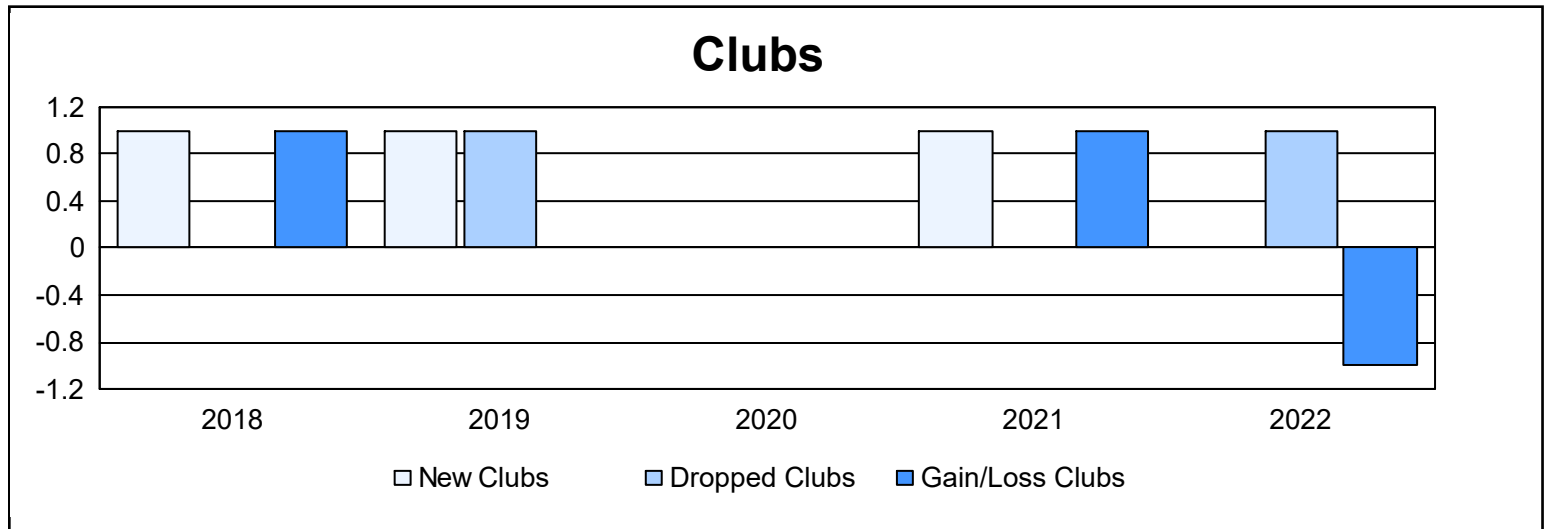
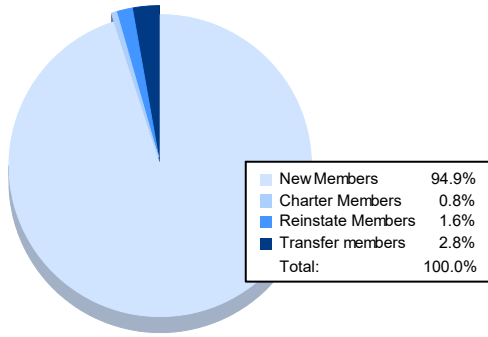


Year	New Clubs	Dropped Clubs	Gain/Loss Clubs	New Members	Charter Members	Reinstate Members	Transfer Members	Total Member Added	Total Members Dropped	Gain/Loss Members
2017-2018	1	0	1	151	25	4	7	187	224	-37
2018-2019	1	1	0	151	29	7	5	192	236	-44
2019-2020	0	0	0	118	3	8	3	132	203	-71
2020-2021	1	0	1	109	38	4	4	155	263	-108
2021-2022	0	1	-1	241	2	4	7	254	216	38
<b>Average</b>	<b>1</b>	<b>0</b>	<b>0</b>	<b>154</b>	<b>19</b>	<b>5</b>	<b>5</b>	<b>184</b>	<b>228</b>	<b>-44</b>



### Membership Composition June 2022 Cumulative



### Gender Composition June 2022 Cumulative

